


Name: _____



Date: _____

INTRODUCTION TO

3D Shapes




INTRODUCTION TO 3D Shapes

Learning Intention:

To develop our understanding of 2D shapes, 3D object.

Success Criteria:

- Name, describe and represent 2D shapes
- Recognise that flat surfaces of 3D objects can be named as 2D shapes
- Explore familiar 3D objects by sorting, stacking, describing, and making representations



TRACE IT

WRITE IT

DRAW IT

2D
SHAPES

circle

square

rectangle

triangle

Instructions: Name the 2D shapes and describe their attributes below:

**2D
SHAPES**



Name:

Description:



Name:

Description:



Name:


Description:



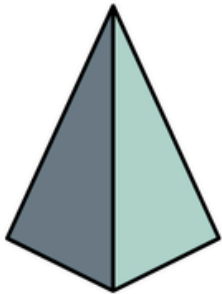
Name:

Description:

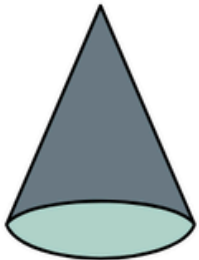
Instructions: Draw and label the 2D shapes you see in each of the 3D shapes below:



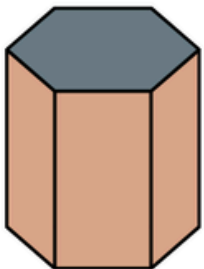
I spy....



I spy....

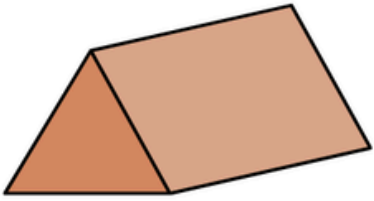


I spy....

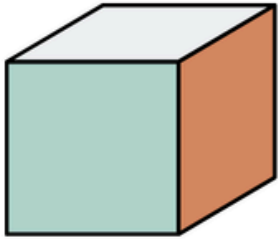


I spy....

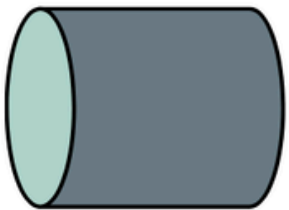
Instructions: Draw and label the 2D shapes you see in each of the 3D shapes below:



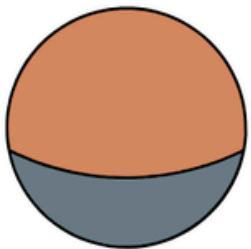
I spy....



I spy....

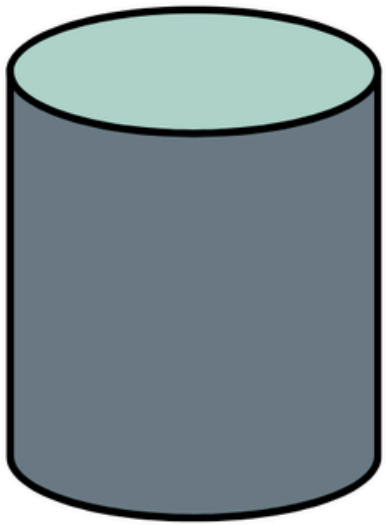


I spy....



I spy....

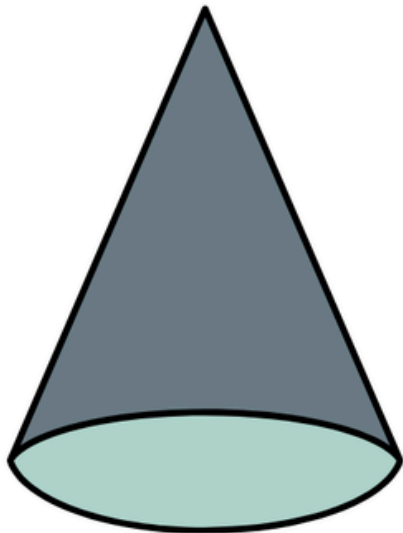
Instructions: Draw and label the shape you would see from each of the angles listed below:



Top view

Bottom view

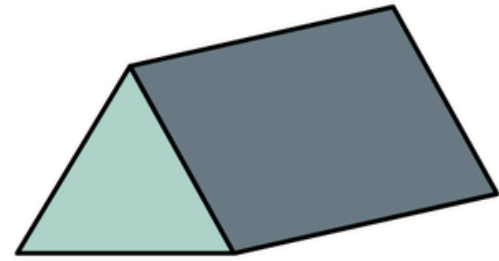
Side view



Top view

Bottom view

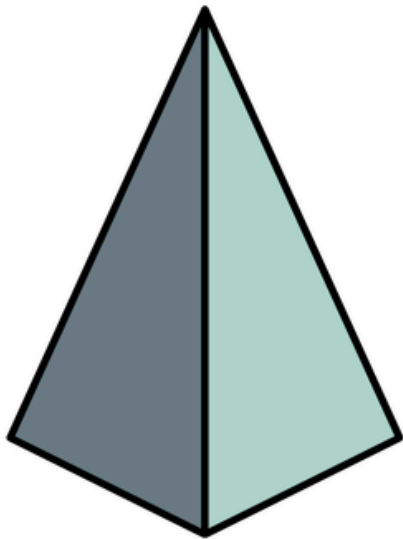
Side view



Top view

Bottom view

Side view




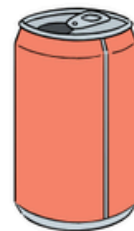
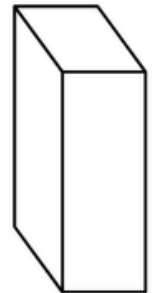

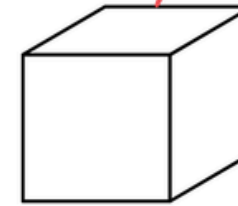
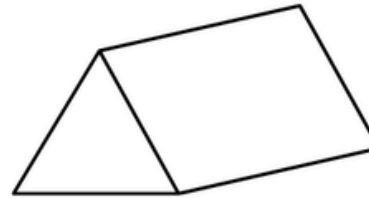
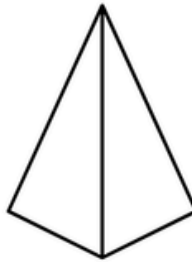
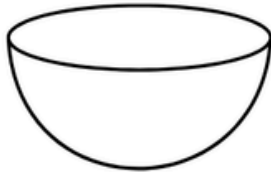
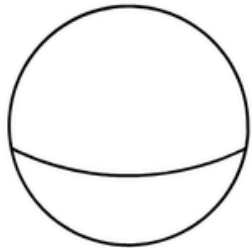

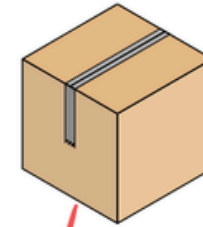
Top view

Bottom view

Side view

IN THE WILD

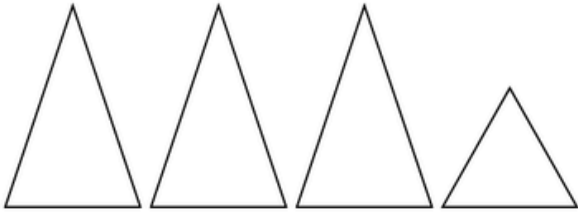
Instructions: Draw lines to match the real-life objects to their 3D shapes:




WHO AM I?

Instructions: Read the descriptions in each box, then draw a line to the 3D shape it resembles:

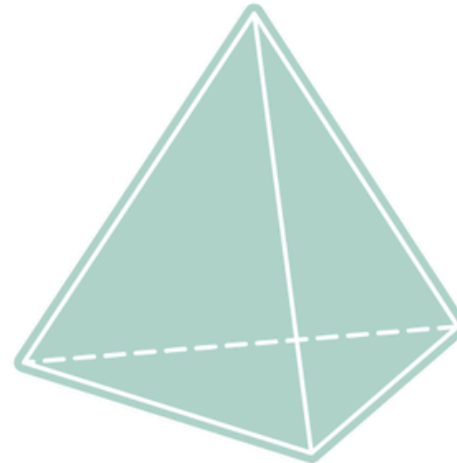
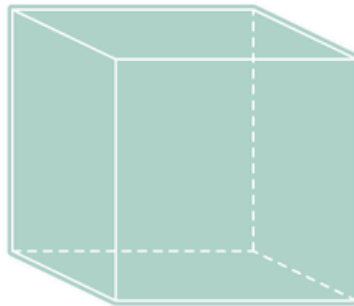
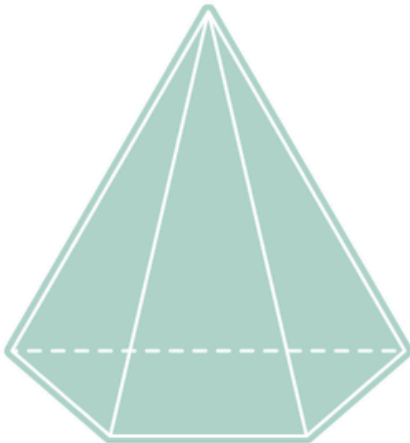
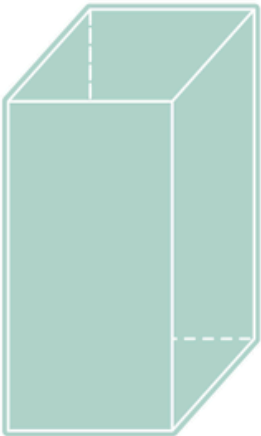

I am made up of 4 triangles:



I am made up of 6 squares:



I am made up of 4 larger rectangles and 2 smaller rectangles:



TRACE IT

WRITE IT

DRAW IT

3D SHAPES

cone

cube

pyramid

cylinder

TRACE IT

WRITE IT

DRAW IT

**3D
SHAPES**

sphere

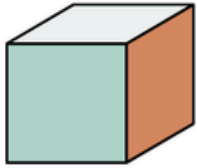
prism

rectangular prism

triangular prism

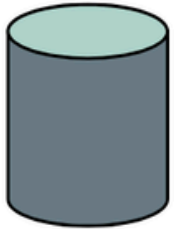
Instructions: Name the 3D shapes and describe their attributes below:

**3D
SHAPES**



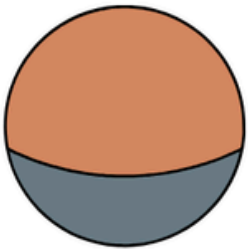
Name:

Description:



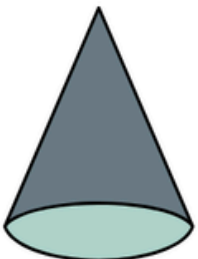
Name:

Description:



Name:

Description:



Name:

Description: